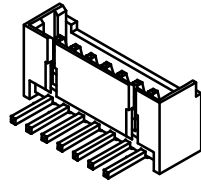
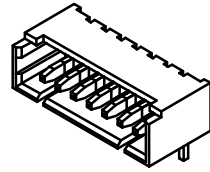


VIEW	TOLERANCE	
	0-10	±1
	11-250	±5
	251-500	±10
	501-1000	±20
	1001-3000	±50
UNIT: mm	3001-5000	±100
	5001->	±150



Δ Order Code : 1800-XX-R

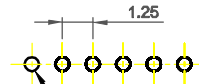
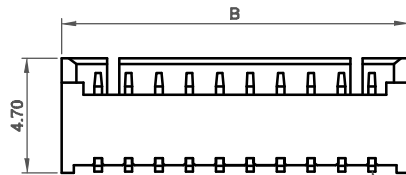
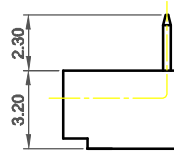
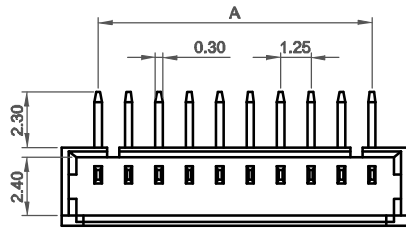
Right Angle

Number of contact : 2 to 15 pin

**TTAF  
APPROVAL**

Δ Material : Nylon 9T UL94V-0  
Pin Material : Brass/Tin-Plated

Voltage Rating : 125V AC,DC  
Current Rating : 1A  
Withstanding Voltage : 500V AC/minute  
Insulation Resistance : 100M ohm/minute  
Temperature Range : -25 °C ~ + 85 °C  
Contact Resistance : 20m Ω Max.



P.C.B Hole dia. 0.5mm±0.05  
P.C.B Thickness 0.8mm±0.05

**P.C.B. LAYOUT**

Contact No.	Dimensions (mm)	
	A	B
2	1.25	4.25
3	2.50	5.50
4	3.75	6.75
5	5.00	8.00
6	6.25	9.25
7	7.50	10.50
8	8.75	11.75
9	10.00	13.00
10	11.25	14.25
11	12.50	15.50
12	13.75	16.75
13	15.00	18.00
14	16.25	19.25
15	17.50	20.50

Circuit 1

Date	03.11.2014	Rev.	Revision Detail	Rev.Dt.	Rev.by	Part No		
Designed by	Yeşim AKSOY	-				<b>1800-XX-R</b>		
Checked by	Fatih BOLACA							
						Drawing Nr.	Scale	Sheet No
						-	NONE	1/1